

SPECIAL REVENUE FUNDS

CITY OF DES MOINES
2010 Budget
Special Revenue Fund

Arterial Street Fund



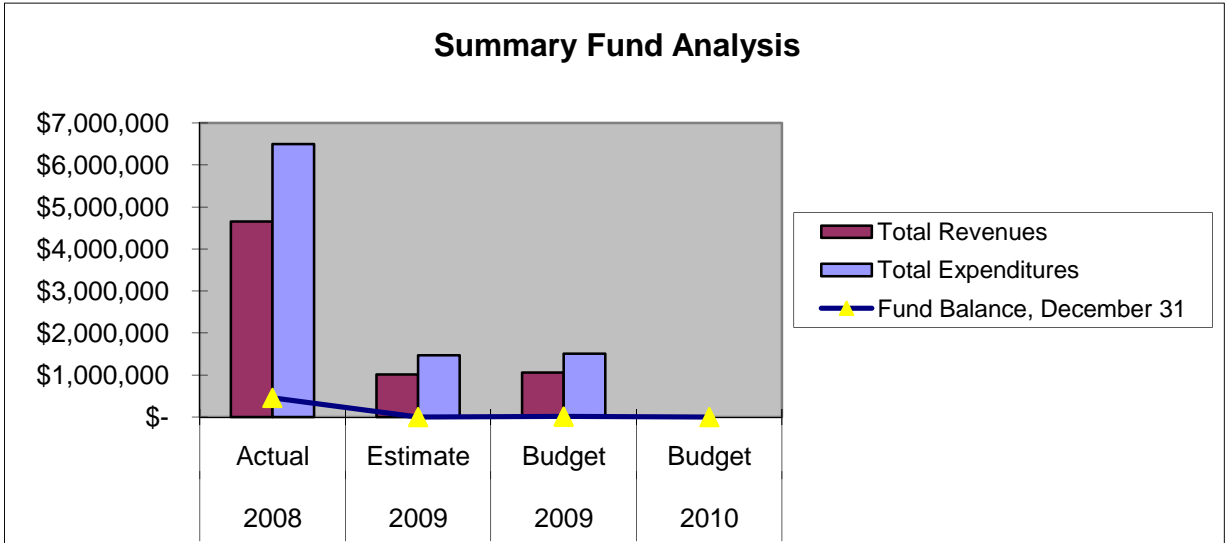
The Arterial Street Fund was established pursuant to state law allocating the one-half cent State Gasoline Tax revenue to cities and towns for construction, improvements, and major repair of streets. In order for a project to qualify for funding, it has to be a part of the City's Six-Year Transportation Improvement Program and must be approved by the State Highway Department's District State Aid Engineer. The fund allows the City to accomplish approved projects using either City forces or contractors, and provides the capability of matching grants. The State Legislature in Sept., 2005 enacted SB 5969 eliminating the requirement to restrict gasoline taxes for capital improvements. In 2010, the Arterial Street Fund will be closed. All gasoline taxes are now earmarked for street maintenance.

Fund 102 - Arterial Street Fund
 Department: Planning, Building, and Public Works
 Revenues, Expenditures, and Fund Balance

Fund Description	2008 Actual	2009 Estimate	2009 Budget	2010 Budget	\$ Chg '09-'10	% Chg '09-'10
Revenues:						
Intergovernmental Revenues	2,275,495	402,912	366,713	0	(366,713)	-100.0%
Charges for Services	71,837	0	0	0	0	N/A
Interest Earnings	33,608	5,000	8,000	0	(8,000)	-100.0%
Miscellaneous Revenues	821,675	1,264	0	0	0	N/A
Other Financing Sources	0	0	0	0	0	N/A
Interfund Transfers	1,448,769	602,815	686,473	0	(686,473)	-100.0%
Total Revenues	\$ 4,651,385	\$ 1,011,991	\$ 1,061,186	\$ -	\$ (1,061,186)	-100.0%
Expenditures:						
Capital Outlay	4,823,859	16,905	30,000	0	(30,000)	-100.0%
Debt Service	2,052	0	0	0	0	N/A
Interfund Transfers	1,672,900	1,453,721	1,479,321	0	(1,479,321)	-100.0%
Total Expenditures	\$ 6,498,812	\$ 1,470,626	\$ 1,509,321	\$ -	\$ (1,509,321)	-100.0%
Fund Balance, January 1	2,306,062	458,635	458,635	0	(458,635)	-100.0%
Revenues	4,651,385	1,011,991	1,061,186	0	(1,061,186)	-100.0%
Expenditures	6,498,812	1,470,626	1,509,321	0	(1,509,321)	-100.0%
Fund Balance, December 31	\$ 458,635	\$ 0	\$ 10,500	\$ 0	\$ (10,500)	-100.0%

CITY OF DES MOINES
2010 Budget
Special Revenue Fund

Arterial Street Fund



Starting 2010, this fund will be closed.



16th Avenue S. Paving Preparation (10.16.07)



Retaining Wall near S. 260th St. (11.01.07)

CITY OF DES MOINES
2010 Budget
Special Revenue Fund

Revenue Stabilization Fund

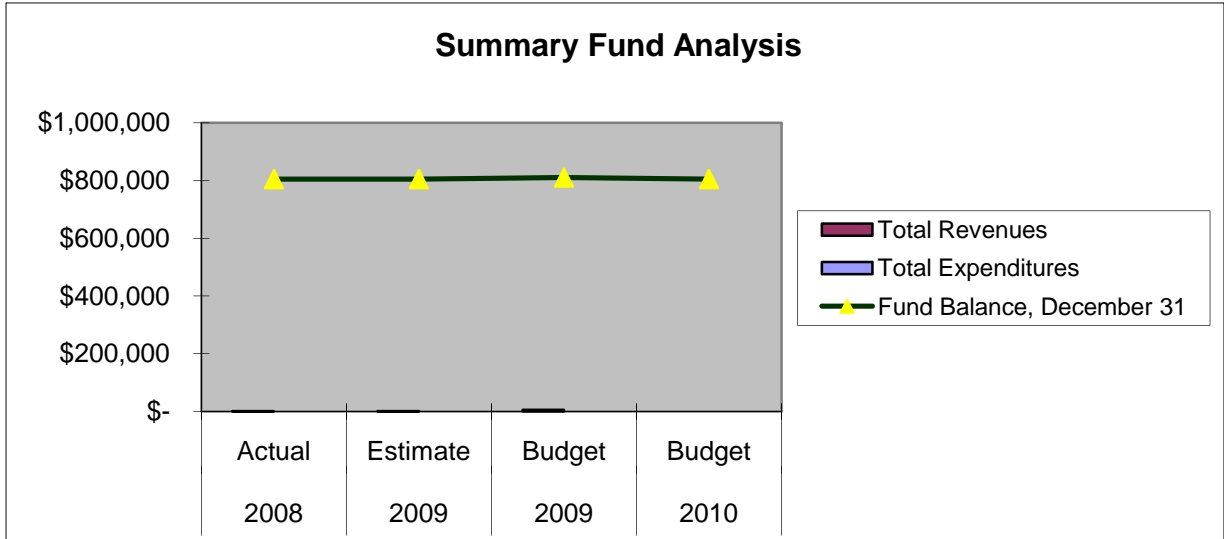
The REVENUE STABILIZATION FUND was established by Ordinance 820 in 1989. The fund is designed to provide a cumulative reserve for recessionary periods in the event the City's economically sensitive revenues decline. The fundamental assumption is that recessions occur every ten years and last up to three years. The reserve is to provide funds to bridge the revenue gap in order to continue essential public services. The economically sensitive revenues include sales tax, building permits, unrestricted vehicle fuel taxes, plan check fees, State assistance including liquor excise taxes and liquor board profits, and interest revenues earned on investments in the General and Street Funds. The goal is to accumulate a reserve sufficient to cover a 10% actual decrease to these economically sensitive revenues over a three-year recessionary period.

Fund 104 - Revenue Stabilization Fund
 Department: Finance
 Revenues, Expenditures, and Fund Balance

Fund Description	2008 Actual	2009 Estimate	2009 Budget	2010 Budget	\$ Chg '09-'10	% Chg '09-'10
Revenues:						
Interest Earnings	0	0	0	0	0	N/A
Miscellaneous Revenues	1,229	21	5,250	0	(5,250)	-100.0%
Total Revenues	\$ 1,229	\$ 21	\$ 5,250	\$ -	\$ (5,250)	-100.0%
Expenditures:						
Interfund Transfers	0	0	0	0	0	N/A
Total Expenditures	\$ -	\$ -	\$ -	\$ -	\$ -	N/A
Fund Balance, January 1	803,925	805,154	805,154	805,175	21	0.0%
Revenues	1,229	21	5,250	0	(5,250)	-100.0%
Expenditures	0	0	0	0	0	N/A
Fund Balance, December 31	\$ 805,154	\$ 805,175	\$ 810,404	\$ 805,175	\$ (5,229)	-0.6%

CITY OF DES MOINES
2010 Budget
Special Revenue Fund

Revenue Stabilization Fund



Starting 2007, interest earnings from this Fund are included in the General Fund. There is no fund transfer from the General Fund to this Fund in 2010.

2010 Funding Level	Revenue	Percent	Years	Total
Retail Sales Taxes	\$1,450,000	10.0%	3	\$435,000
Building Permits	435,830	10.0%	3	130,749
Plan Check Fees	228,647	10.0%	3	68,594
City Assistance	93,900	10.0%	3	28,170
Vehicle Fuel Taxes	662,400	10.0%	3	198,720
Interest Earnings	41,000	10.0%	3	12,300
Total 2010 Required Funding Level				<u><u>\$873,533</u></u>

CITY OF DES MOINES
2010 Budget
Special Revenue Fund

Facility Repair & Replacement Fund

The FACILITY REPAIR & REPLACEMENT FUND was established by Ordinance 1144. The purpose of the fund is to provide a reserve of accumulated funds that would be used for major maintenance, upgrade, or replacement of City Facilities.

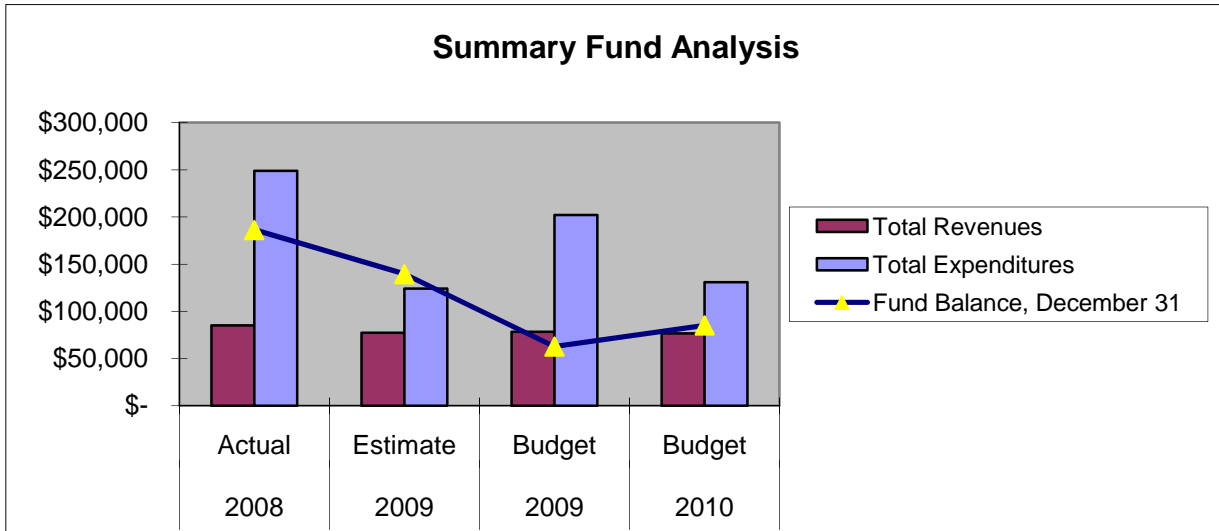
Revenues are generated through assessments charged to each department based on the total square footage of city owned buildings determined by the occupied square footage of each department. In 2010, the charge is \$0.70 per square foot.

Fund 106 - Facility Repair & Replacement Fund
 Department: Finance
 Revenues, Expenditures, and Fund Balance

Fund Description	2008 Actual	2009 Estimate	2009 Budget	2010 Budget	\$ Chg '09-'10	% Chg '09-'10
Revenues:						
Intergovernmental Revenues	330	0	0	0	0	N/A
Interest Earnings	11,863	1,569	2,486	843	(1,643)	-66.1%
Interfund Revenues	72,910	75,835	75,835	75,835	0	0.0%
Other Financing Sources	0	0	0	0	0	N/A
Interfund Transfers	0	0	0	0	0	N/A
Total Revenues	\$ 85,103	\$ 77,404	\$ 78,321	\$ 76,678	\$ (1,643)	-2.1%
Expenditures:						
Supplies	-	0	0	0	0	N/A
Other Services and Charges	6,704	15,204	0	119,000	119,000	N/A
Capital Outlay	242,309	109,031	202,000	12,000	(190,000)	-94.1%
Interfund Transfers	0	0	0	0	0	N/A
Total Expenditures	\$ 249,013	\$ 124,235	\$ 202,000	\$ 131,000	\$ (71,000)	-35.1%
Fund Balance, January 1	350,308	186,398	186,398	139,567	(46,831)	-25.1%
Revenues	85,103	77,404	78,321	76,678	(1,643)	-2.1%
Expenditures	249,013	124,235	202,000	131,000	(71,000)	-35.1%
Fund Balance, December 31	\$ 186,398	\$ 139,568	\$ 62,719	\$ 85,245	\$ 22,526	35.9%

CITY OF DES MOINES
2010 Budget
Special Revenue Fund

Facility Repair & Replacement Fund



In 2010, anticipated major projects are: 1) outside painting of Field House and Sonju House \$75,000; and 2) feasibility study to assess condition of City buildings.

Summary of Cumulative Balances

	Balance 12/31/2009	2010 Assessment	2010 Interest	2010 Expenditures	Balance 12/31/2010
General Fund	\$125,656	\$68,276	\$758	(\$131,000)	\$63,690
Street Fund	7,235	3,931	44	0	11,210
Equipment Rental Operations Fund	2,595	1,410	16	0	4,021
Computer Operations Fund	657	357	4	0	1,018
Surface Water Management Fund	3,424	1,861	21	0	5,306
	\$139,567	\$75,835	\$843	(\$131,000)	\$85,245

CITY OF DES MOINES
2010 Budget
Special Revenue Fund

Police Drug Seizure Fund

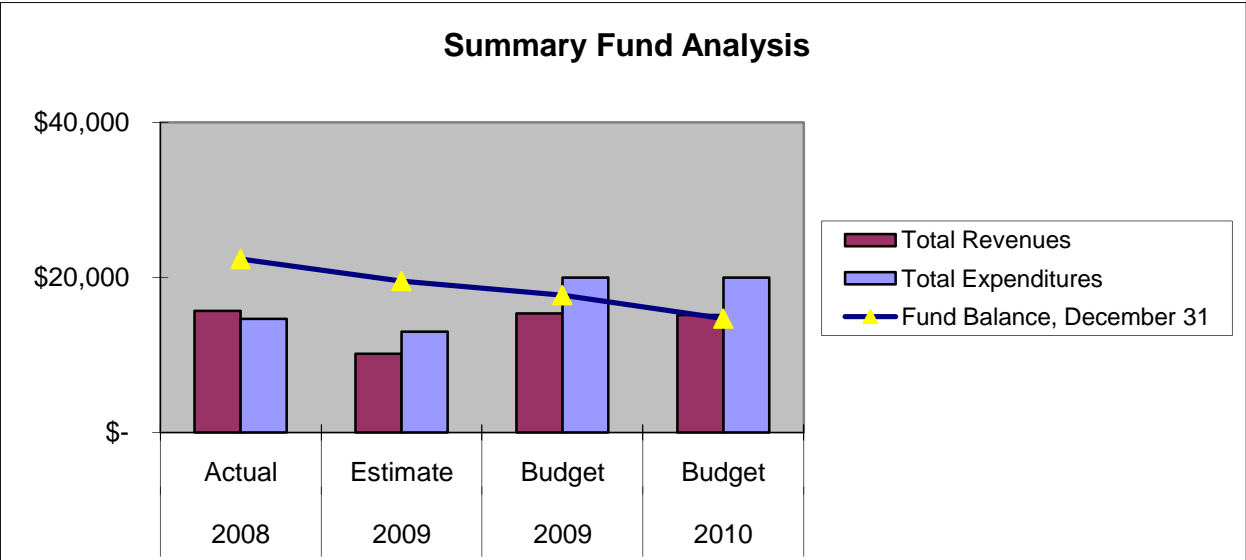
The POLICE DRUG SEIZURE FUND was established in accordance with RCW 69.50.505. Forfeited property and net proceeds from the sale of forfeited property not required to be paid to the state treasurer may be retained by the City's law enforcement department to be used exclusively for the expansion and improvement of controlled substances related law enforcement activity.

Fund 107 - Police Drug Seizure Fund
 Department: Law Enforcement
 Revenues, Expenditures, and Fund Balance

Fund Description	2008 Actual	2009 Estimate	2009 Budget	2010 Budget	\$ Chg '09-'10	% Chg '09-'10
Revenues:						
Interest Earnings	571	171	360	166	(194)	-53.9%
Miscellaneous Revenues	15,126	10,000	15,000	15,000	0	0.0%
Other Financing Sources	0	0	0	0	0	N/A
Interfund Transfers	0	0	0	0	0	N/A
Total Revenues	\$ 15,697	\$ 10,171	\$ 15,360	\$ 15,166	\$ (194)	-1.3%
Expenditures:						
Supplies	4,703	3,435	3,500	3,500	0	0.0%
Other Services and Charges	8,443	8,065	15,000	15,000	0	0.0%
Intergovernmental	1,492	1,500	1,500	1,500	0	0.0%
Capital Outlay	0	0	0	0	0	N/A
Interfund Payments	0	0	0	0	0	N/A
Interfund Transfers	0	0	0	0	0	N/A
Total Expenditures	\$ 14,638	\$ 13,000	\$ 20,000	\$ 20,000	\$ -	0.0%
Fund Balance, January 1	21,304	22,363	22,363	19,534	(2,829)	-12.7%
Revenues	15,697	10,171	15,360	15,166	(194)	-1.3%
Expenditures	14,638	13,000	20,000	20,000	0	0.0%
Fund Balance, December 31	\$ 22,363	\$ 19,534	\$ 17,723	\$ 14,700	\$ (3,023)	-17.1%

CITY OF DES MOINES
 2010 Budget
 Special Revenue Fund

Police Drug Seizure Fund



Supplies and Other Services are primarily for equipment less than \$5,000 and car rental for undercover officer to conduct drug crime preventative functions.

CITY OF DES MOINES
2010 Budget
Special Revenue Fund

Transportation Impact Fee Fund

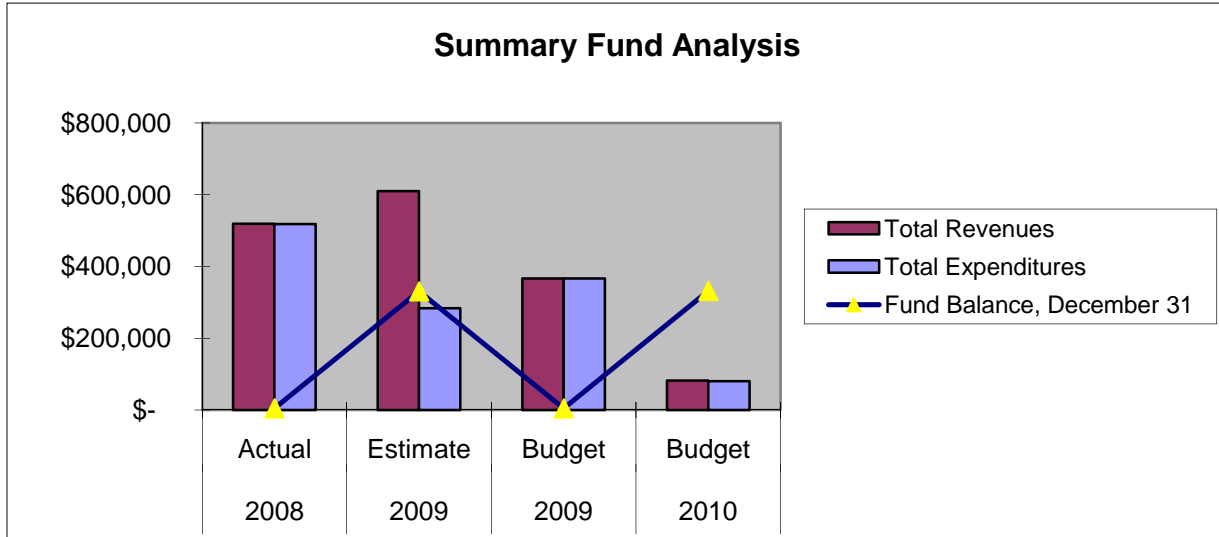
The purpose of the TRANSPORTATION IMPACT FEE FUND is to account for all transportation impact fees imposed on development activity to fund transportation infrastructure improvements due to growth impacts from the development. Ordinance No. 1322, which was adopted on May 22, 2003, established transportation impact fees effective July 1, 2005.

Fund 109 - Transportation Impact Fee Fund
Department: Planning, Building, and Public Works
Revenues, Expenditures, and Fund Balance

Fund Description	2008 Actual	2009 Estimate	2009 Budget	2010 Budget	\$ Chg '09-'10	% Chg '09-'10
Revenues:						
Charges for Services	518,568	283,863	366,249	80,432	(285,817)	-78.0%
Interest Earnings	231	75	102	1,300	1,198	1174.5%
Transfers	0	326,163	0	0	0	N/A
Total Revenues	\$ 518,799	\$ 610,101	\$ 366,351	\$ 81,732	\$ (284,619)	-77.7%
Expenditures:						
Interfund Transfers	518,568	283,880	366,249	80,432	(285,817)	-78.0%
Total Expenditures	\$ 518,568	\$ 283,880	\$ 366,249	\$ 80,432	\$ (285,817)	-78.0%
Fund Balance, January 1	4,253	4,484	4,483	330,704	326,221	7276.8%
Revenues	518,799	610,101	366,351	81,732	(284,619)	-77.7%
Expenditures	518,568	283,880	366,249	80,432	(285,817)	-78.0%
Fund Balance, December 31	\$ 4,484	\$ 330,705	\$ 4,585	\$ 332,004	\$ 327,419	7141.1%

CITY OF DES MOINES
2010 Budget
Special Revenue Fund

Transportation Impact Fee Fund



Interfund Transfers are transfers to the Transportation Capital Improvement Fund primarily to provide funding for eligible expenditures identified in the Comprehensive Transportation Plan. In 2010, eligible expenditures include South 216th Street Improvement Segments 1 and 4.

CITY OF DES MOINES
2010 Budget
Special Revenue Fund

Mt. Rainier Pool Contributors' Fund

The MT. RAINIER POOL CONTRIBUTORS' FUND was established with the adoption of Ordinance 1313 amending the 2002 Budget on December 19, 2002. Local shared revenues represent funding from local government agencies in support of operations and maintenance of the pool.

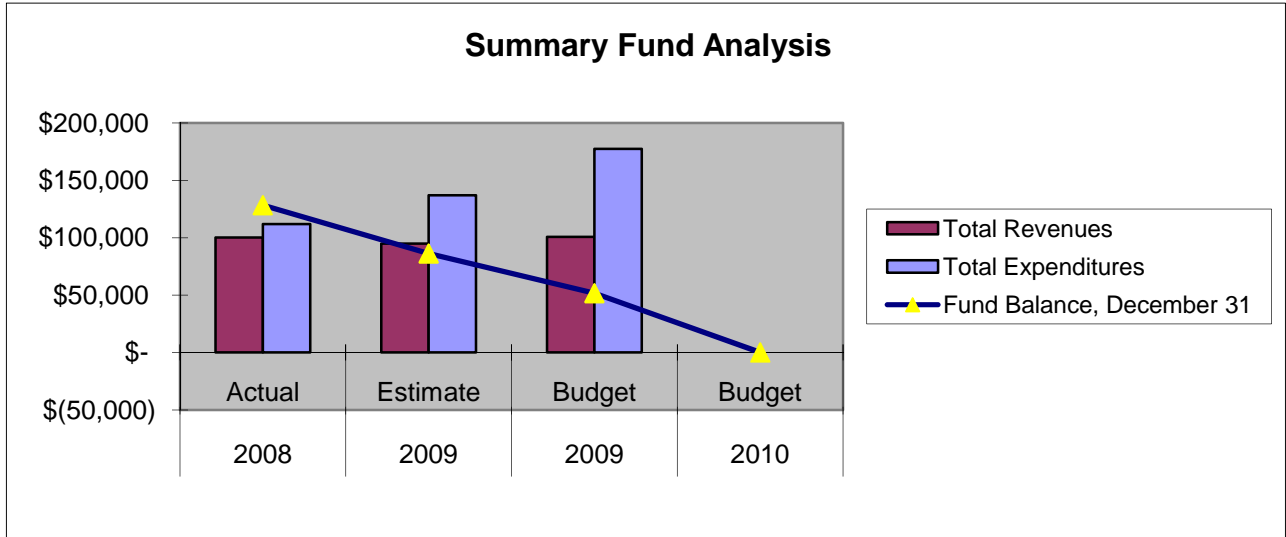


Fund 110 - Mt. Rainier Pool Contributors Fund
 Department: Parks, Recreation, and Senior Services
 Revenues, Expenditures, and Fund Balance

Fund Description	2008 Actual	2009 Estimate	2009 Budget	2010 Budget	\$ Chg '09-'10	% Chg '09-'10
Revenues:						
Intergovernmental Revenues	42,515	39,228	40,679	0	(40,679)	-100.0%
Interest Earnings	4,480	1,079	2,265	0	(2,265)	-100.0%
Miscellaneous Revenues	0	0	0	0	0	N/A
Interfund Transfers	53,153	54,748	57,859	0	(57,859)	-100.0%
Total Revenues	\$ 100,148	\$ 95,055	\$ 100,803	\$ -	\$ (100,803)	-100.0%
Expenditures:						
Supplies	27	0	0	0	0	N/A
Other Services and Charges	110,965	106,966	117,538	0	(117,538)	-100.0%
Intergovernmental	0	0	0	0	0	N/A
Capital Outlay	1,028	30,230	60,000	0	(60,000)	-100.0%
Total Expenditures	\$ 112,020	\$ 137,196	\$ 177,538	\$ -	\$ (177,538)	-100.0%
Fund Balance, January 1	140,383	128,511	128,511	(0)	(128,511)	-100.0%
Revenues	100,148	95,055	100,803	0	(100,803)	-100.0%
Expenditures	112,020	137,196	177,538	0	(177,538)	-100.0%
Fund Balance, December 31	\$ 128,511	\$ 86,370	\$ 51,776	\$ (0)	\$ (51,776)	-100.0%

CITY OF DES MOINES
 2010 Budget
 Special Revenue Fund

Mt. Rainier Pool Contributors' Fund



Contributors include: Highline School District , Normandy Park, City of SeaTac, and the City of Des Moines. The City of Des Moines is the lead agency for coordinating the financial contributions and transmitting the payments to the private organization that will manage operations and maintenance of the pool.

Mt. Rainier Pool Subsidy terminated on June 30, 2008. In 2009, the pool's operation extended through December 31, 2009.

CITY OF DES MOINES
2010 Budget
Special Revenue Fund

Hotel-Motel Tax Fund

Ordinance No. 1358 adopted January 13, 2005 established the HOTEL-MOTEL TAX FUND. Per RCW 67.28.181 (1) cities can authorize a special excise tax not to exceed 2% on all charges for furnishing lodging at motels, hotels and similar establishments. The City can only levy a 1% tax as a result of Chapter 36.100 RCW, whereby the total sales tax cannot exceed 12%. The taxes generated by the lodging tax are to be used exclusively for tourism related activities.



Marina Inn Des Moines
(formerly Ramada Inn)

Fund 111 - Hotel/Motel Fund
 Department: Parks, Recreation, and Senior Services
 Revenues, Expenditures, and Fund Balance

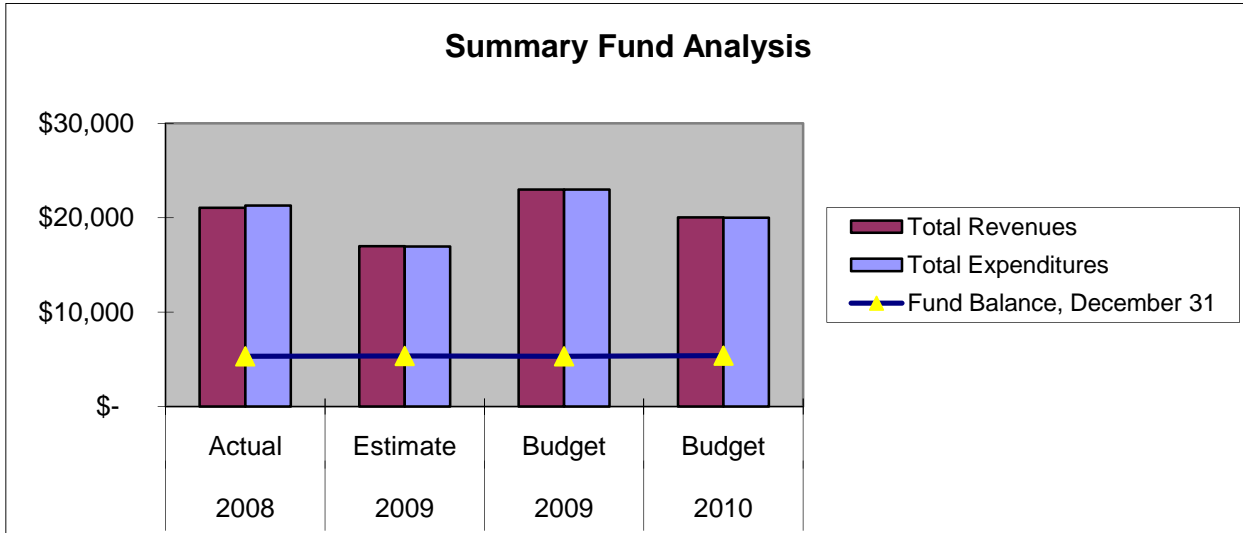
Fund Description	2008 Actual	2009 Estimate	2009 Budget	2010 Budget	\$ Chg '09-'10	% Chg '09-'10
Revenues:						
Taxes	20,840	16,952	22,898	20,000	(2,898)	-12.7%
Interest Earnings	198	39	102	35	(67)	-65.7%
Total Revenues	\$ 21,038	\$ 16,991	\$23,000	\$ 20,035	\$ (2,965)	-12.9%
Expenditures:						
Intergovernmental Payment	21,295	16,952	23,000	20,000	(3,000)	-13.0%
Total Expenditures	\$21,295	\$ 16,952	\$23,000	\$ 20,000	\$ (3,000)	-13.0%
Fund Balance, January 1	5,561	5,304	5,304	5,343	39	0.7%
Revenues	21,038	16,991	23,000	20,035	(2,965)	-12.9%
Expenditures	21,295	16,952	23,000	20,000	(3,000)	-13.0%
Fund Balance, December 31	\$ 5,304	\$ 5,343	\$ 5,304	\$ 5,378	\$ 74	1.4%

Tax Rates for Cities in King County:

- 8.60% Sales Tax (Excluding Voted Transit Sales Tax 0.9%)
- 2.00% Hotel-Motel Tax for Kingdome/New Football Stadium
- 2.80% Hotel-Motel Tax for Convention Center
- ~~2.00%~~ Credit against State Sales Tax for 2.0% Hotel-Motel Tax for Football Stadium
- 11.40%
- 1.00% City Imposed Hotel-Motel Tax
- 12.4% Sales Tax limitation

CITY OF DES MOINES
 2010 Budget
 Special Revenue Fund

Hotel-Motel Tax Fund



Garden Suites Inn

Projected to use all lodging taxes generated in 2010 for tourism related activities.

CITY OF DES MOINES
2010 Budget
Special Revenue Fund

Police Services Restoration Fund

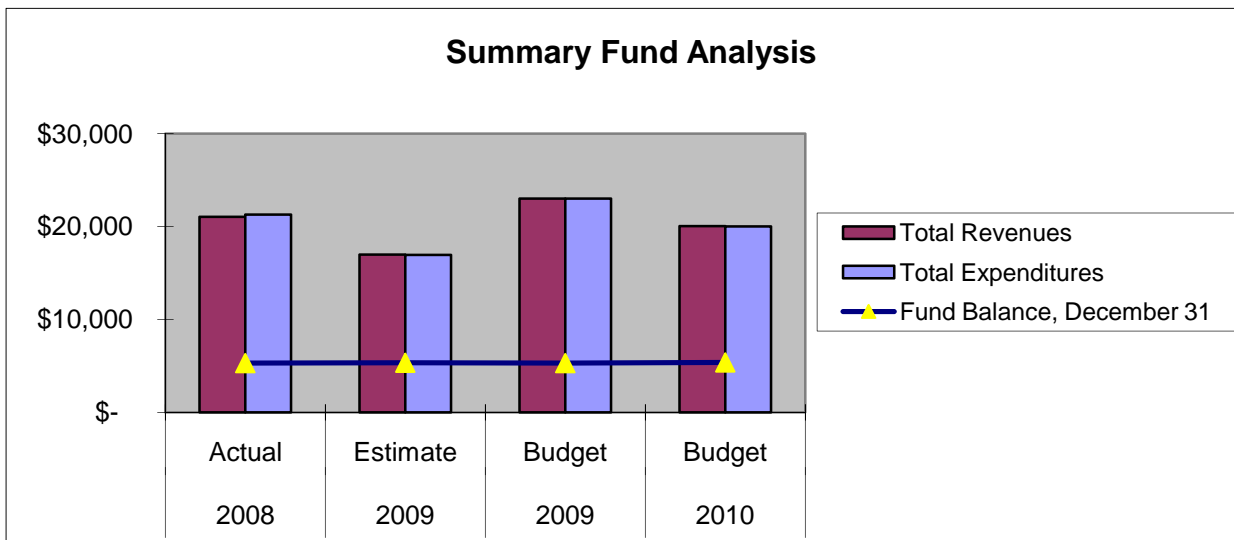
The Police Services Restoration Fund is established with the purpose of segregated levy lid lift property taxes, as authorized by the voters, in accordance with Ordinance No. 1375, at the May 16, 2006 Special Election. These property tax revenues are to be used exclusively to restore police department staffing to its previous years' level.

Fund 112 - Police Services Restoration Fund
 Department: Law Enforcement
 Revenues, Expenditures, and Fund Balance

Fund Description	2008 Actual	2009 Estimate	2009 Budget	2010 Budget	\$ Chg '09-'10	% Chg '09-'10
Revenues:						
Taxes	1,478,583	1,628,800	1,628,800	1,554,854	(73,946)	-4.5%
Interest Earnings	18	0	0	0	0	N/A
Miscellaneous Revenues	4,598	0	0	0	0	N/A
Total Revenues	\$ 1,483,199	\$ 1,628,800	\$ 1,628,800	\$ 1,554,854	\$ (73,946)	-4.5%
Expenditures:						
Salaries and Wages	604,352	723,612	861,522	844,469	(17,053)	-2.0%
Personnel Benefits	240,105	253,258	321,385	303,806	(17,579)	-5.5%
Supplies	186,225	55,071	148,715	58,238	(90,477)	-60.8%
Other Services and Charges	151,158	87,594	127,794	154,601	26,807	21.0%
Capital Outlay	440,844	0	0	17,000	17,000	N/A
Interfund Payments	89,726	241,577	241,577	249,742	8,165	3.4%
Interfund Transfers	45,000	7,964	7,964	0	(7,964)	-100.0%
Debt Service	0	0	0	0	0	N/A
Total Expenditures	\$ 1,757,410	\$ 1,369,076	\$ 1,708,957	\$ 1,627,856	\$ (81,101)	-4.7%
Fund Balance, January 1	607,182	332,971	332,971	592,695	259,724	78.0%
Revenues	1,483,199	1,628,800	1,628,800	1,554,854	(73,946)	-4.5%
Expenditures	1,757,410	1,369,076	1,708,957	1,627,856	(81,101)	-4.7%
Fund Balance, December 31	\$ 332,971	\$ 592,695	\$ 252,814	\$ 519,693	\$ 266,879	105.6%

CITY OF DES MOINES
 2010 Budget
 Special Revenue Fund

Police Services Restoration Fund



Property tax revenues is based on 3% levy lid lift factor, local new construction based on the prior year levy rate, as well as on prior year refunds.

The 2010 expenditures are projected to decrease \$81,101 or -4.7% over 2009's adopted level.